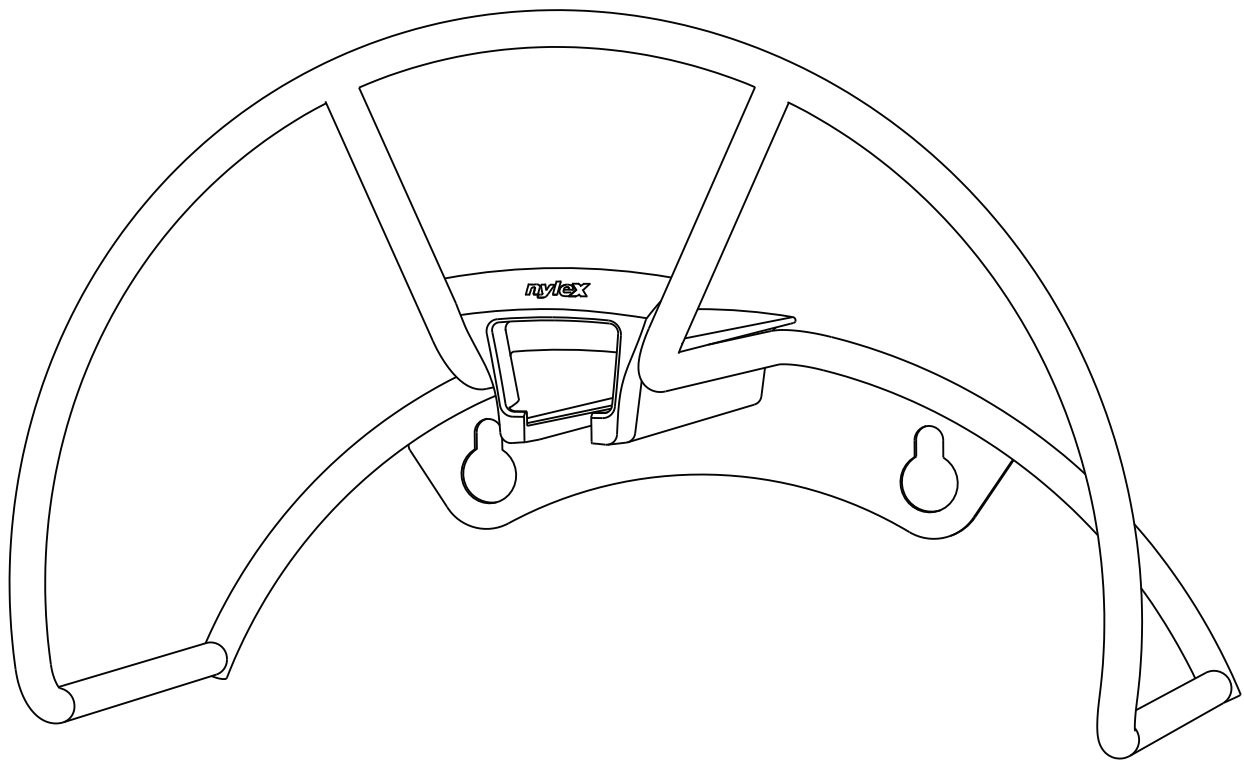


nylex



Metal Hose Hanger

Instruction Manual



Metal Hose Hanger

Instruction Manual

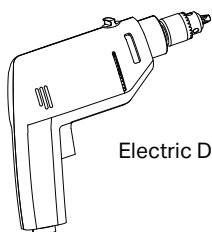
Product Code: 50135439

Caution



- Before use and installation of this product, ensure you read the entire manual.
- This hose hanger is designed for residential watering applications only. It is not intended for commercial applications.
- Before use ensure the Hose Hanger is securely attached to the wall.
- Regularly inspect the bracket for signs of wear.
- Avoid exceeding the recommended length capacity of the hanger.

What You Will Need

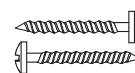


Electric Drill



Drill Bit

(Appropriately sized to suit your wall substrate)



Screws

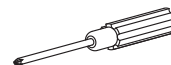
(Appropriately sized to suit your wall substrate)



Pencil



Tape Measure



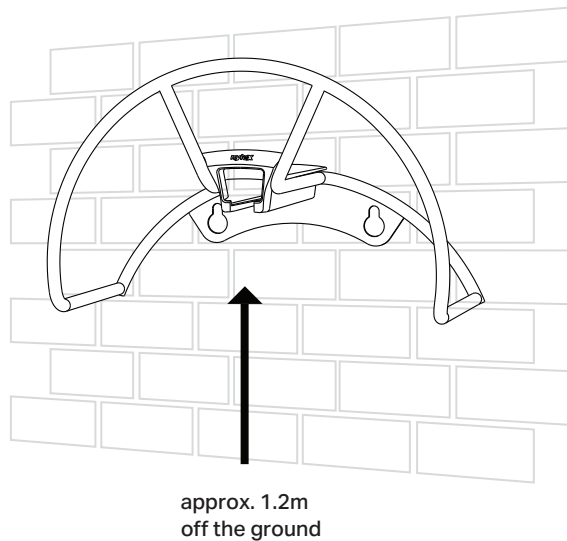
Phillips head
screwdriver

Warning



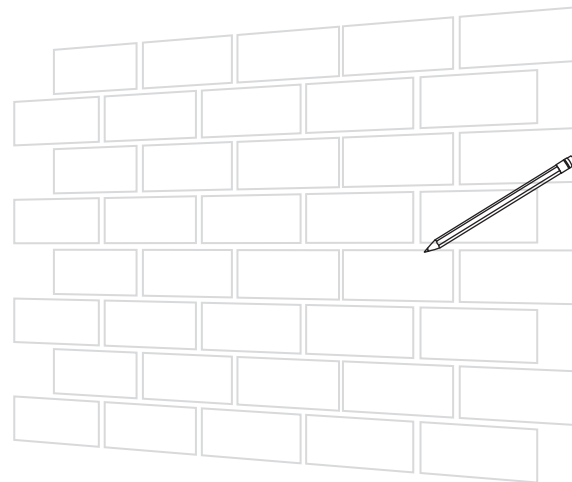
- Ensure there are no live electrical wires or plumbing in the wall at the location you are drilling.
- If your wall's plywood cladding is thicker than 12mm you can directly mount the hanger to the wall.
- Ensure the wall or surface you install the hanger on can support the weight of the hose when fully loaded.

Installation



Step 1

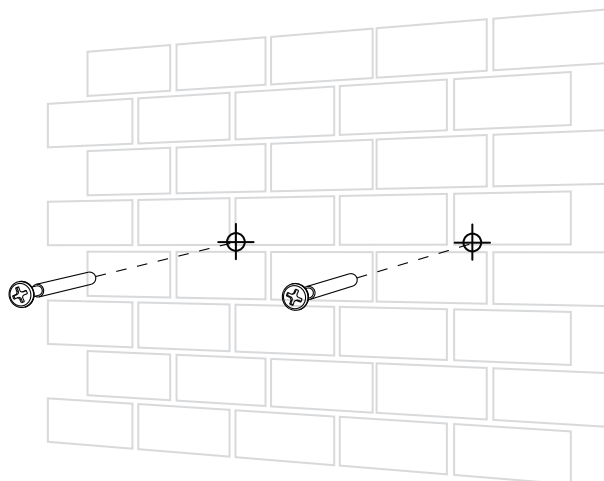
Choose the location: It is recommended to install the hanger on a flat surface about 120cm off the ground. This height can be adjusted based on personal preference.



Step 2

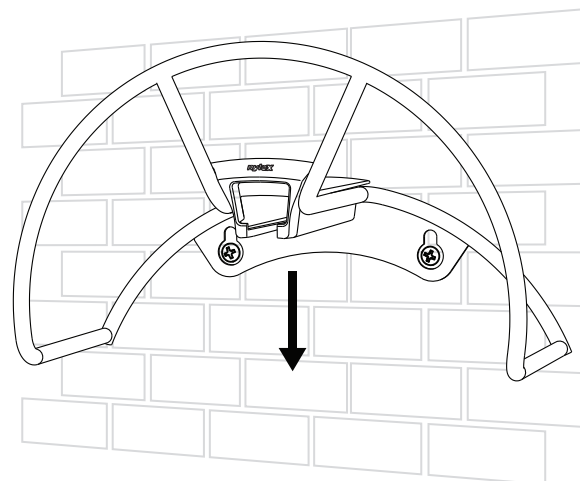
Mark the position: Measure and mark 110mm distance or hold the hose hanger against your chosen surface and use a pencil to mark the desired location of the screw holes.

Nylexpert Tip: Installing the hose hanger in a position out of direct sunlight and elements will help extend the hose life.



Step 3

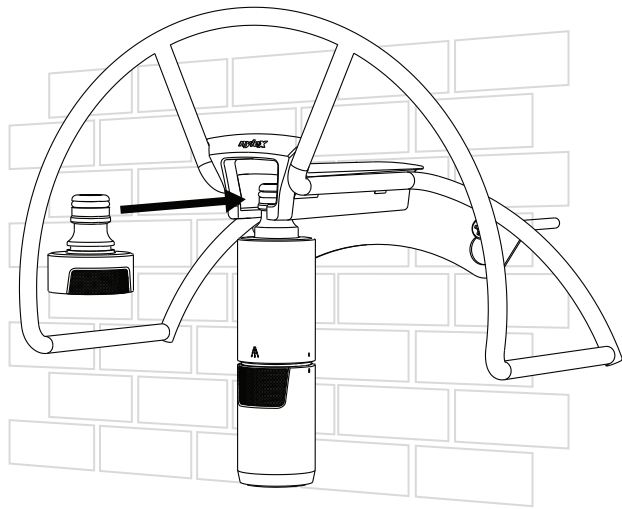
Secure the fasteners: Drill holes at the marked points and screw in the appropriate fasteners for your wall with a screwdriver. (Fasteners and tools not included).



Step 4

Install the Hanger: Align the holes of the hanger with exposed head of the screws and slide down into place. Now that the hose hanger is securely mounted, it is ready for use.

Nylexpert Tip: Coiling your hose neatly before stowing on the hanger, will help to prevent tangling of the hose.



Step 5

Store your accessories: Disconnect your fittings or accessories. Any accessories with a male end can be inserted into mid-section of Hose hanger.

Warranty

AMES Australasia Pty Ltd (AMES) guarantees that this product will be free from defects in workmanship and materials for 2 years from the date of purchase. If such a defect becomes evident during that period, AMES will, at its option, either repair, replace or refund the product. In the event of such a defect, the product should be returned to the place of purchase (together with proof of purchase and the original packaging) at the address below. Any handling and transportation costs (and other expenses incurred in claiming under this guarantee) are not covered by this guarantee and will not be borne by AMES. The obligation of AMES under this guarantee is limited to the circumstances set out above and is subject to; the customer being able to evidence the acquisition of the product, the purchase price paid for the product and the relevant defect in materials or workmanship; the product not having been altered, tampered with or otherwise dealt with by any person in a manner other than as intended in respect of the relevant product; and the product not having been used or applied in a manner that is contrary to customary usage or application for the relevant product or contrary to any stated instructions or specifications of AMES. In addition to other rights and remedies that may be available under law, our goods come with guarantees that cannot be excluded under the Australian Consumer Law (for consumers in Australia) and the Consumer Guarantees Act (for consumers in NZ). If you are a consumer in Australia, you are entitled to a replacement or refund for a major failure and compensation for any other reasonably foreseeable loss or damage. You are also entitled to have the goods repaired or replaced if the goods fail to be of acceptable quality and the failure does not amount to a major failure. If you are a consumer in New Zealand, we will comply with our obligations to you under the Consumer Guarantees Act.

For further information contact us on

Email: nylex@amesau.com
Australia Free Call: 1300 381 559
New Zealand: 0800 447 144

AMES Australasia

ABN 89 169 427 061
Level 1, 660 Doncaster Road,
Doncaster, Victoria, 3108, Australia.



@nylexwatering
www.nylex.com.au



Scan for
user guide